

TO: SWALE JOINT TRANSPORTATION BOARD

DATE: Monday 5th September 2011

SUBJECT: VARIOUS WAITING RESTRICTIONS

BY: Head of Service Delivery

Classification: Unrestricted

Summary: A report for members to consider results of recent consultation carried out in various locations in relation to proposed waiting restrictions.

Implications:

Human Resources Implications - None

Finance Implications – None

Legal Implications – Traffic Regulation Orders to be made

Crime & Disorder Implications (Section 17) - None

Equalities & Diversity Implications – None

Sustainability Implications – None

Risk and Health and Safety Implications – None

Corporate Plan Implications – Improving Community Safety through safer Highways.

Decision Required: **That Members note the report and recommend that waiting restrictions be installed in:**

- **School Lane, Iwade**
- **Tonge Road Area, Sittingbourne**
- **Church Street/Periwinkle Close, Sittingbourne**

That Members note the report and recommend that officers do not install the following waiting restrictions:

- **Church Lane, Newington**

The consultees be advised accordingly.

Introduction/Background

1. A consultation has been undertaken with residents and statutory consultees in relation to the introduction of new waiting restrictions within the Borough. These proposals have come from various sources such as residents' letters, parish/town council correspondence and residents' petitions..
2. The plans of the proposed restrictions have been included in Annex A.

Issue for Decision

3. The results of the consultations on the various proposals are included within Annex B. The locations will be discussed in the following paragraphs. Where corner protection measures are being introduced, Kent Police have requested that a minimum waiting restriction distance of 10 metres

should be adopted. However, in areas where parking demand is high this will greatly reduce local parking capacity. The proposals for corner protection in this report do meet the requirement where possible, however in some locations the need for a waiting restriction has been balanced against the need for parking, so in some instances the corner protection may have been reduced to 5 metres.

4. School Lane, Iwade

Following a request from Iwade Parish Council, a consultation took place with residents to install waiting restrictions in the lower section of School Lane, between the school and the junction of The Street/Ferry Road. It has been reported that vehicles are currently parking on both sides of this section of road, restricting the safe passage of vehicles and obstructing visibility.

Three possible options were presented to the consultees, and details of these options can be found in Annex A. Option 1 was to install a single yellow line on the north side of the road, between the junctions of School Mews and Ferry Road/The Street, with waiting restrictions between 8:30am and 6:30pm Monday to Friday. Option 2 was the same as Option 1, but with a similar single yellow line also installed on the south side of the road, from opposite the School Mews junction to the junction of Ferry Road/The Street. Both of these options included double yellow lines on the junction of School Mews and School Lane, and School Lane and Ferry Road/The Street for corner protection. Finally, Option 3 was not to take any action.

Of the 12 residents consulted, 3 replies were received, all supporting Option 2. In addition to these responses, the Fire and Ambulance Service both supported Option 2. Arrive Bus Company supported Option 2, but requested an extension to the planned restriction times to start at 7:45am rather than 8:30am. The Police have supported Option 2, but stated that they would prefer to see double yellow lines on the south side of the road, to keep one side of the carriageway clear at all times. Kent Highway Services have supported the views of the Police.

It is therefore recommended that Officers proceed with Option 2, but with double yellow lines on the south side of School Lane instead of a single yellow line, and minor amendments to the double yellow lines proposed for the School Mews junction and The Street/Ferry Road, following comments received through the consultation.

5. Church Lane, Newington

A recent site meeting took place with local and Parish Councillors, the Police and Swale Borough Council Officers to discuss parking issues in the Station Road and Church Lane areas. As a result of these discussions, a consultation took place to extend the existing double yellow lines of the west side of Church Lane, across the frontage of the Methodist Church. It has been reported that vehicles are currently parking across the entrance to the Church car park, preventing access, and these proposals will also improve vehicle movements into Church Lane from the High Street.

Of the 20 residents consulted, 4 responses were received all objecting to the proposals. The main reason for objections was the lack of parking already available to residents of Church Lane, and that the extension of the double yellows would reduce this capacity even further. Support for the proposals was received from the two Borough Councillors and the Ambulance Service.

In view of the objections received and the limited parking capacity in Church Lane, it is recommended that the proposed restrictions are not progressed, but that the Church be advised to contact Kent Highways for the installation of a white bar marking across their vehicle entrance should problems with parked vehicles continue.

6. Tonge Road Area, Sittingbourne

A request was received by the Ward Councillor to investigate the parking problems outside 1 Portland Avenue where the build out is located. Residents at the rear of Portland Avenue have an access point over the build-out the highway leading to their properties. Residents stated that when

vehicles parked on the eastern side of Portland Avenue opposite the build out it created difficulty with entry and exit to their properties due to limited vehicle manoeuvrability.

Having had an on site meeting with the Ward Councillor, it was proposed to extend the existing double yellow lines from the junction with Tonge Road north, both sides, to a point at the end of the build out. While being on site it was noted that vehicles were parking close to the junction of Wykeham Road off Tonge Road. It was therefore also proposed in the consultation material to install double yellow lines at this location to improve visibility.

Of the 72 residents consulted, 6 supported the proposals and 7 objected. Some of the objections state that there is not a problem with parking at the junction of Wykeham Road, therefore, no need for double yellow lines.

Although there were more objections than support, some of the objections did not include the Portland Avenue junction and just concentrated on the Wykeham Road junction. It is therefore recommended that the proposed restrictions be installed in Portland Avenue but not in Wykeham Road. The restrictions will improve access for the properties and general vehicle movements in that area.

7. Church Street /Periwinkle Close, Sittingbourne

A request was received from the proprietor of a business in Church Street to install parking restrictions outside the entrance to his business as vehicles parking too close to the entrance were making it difficult for deliveries.

After an on site meeting with the proprietor, it was decided to propose the installation of a single yellow line at the problem area as deliveries were only affected during normal working hours. The single yellow line would be non enforceable in the evening, therefore, allowing vehicles to park there to use the fish & chip shop across the road. It was noted from the on site meeting that other areas of this road had problems with parking at junctions and business entrances. Double yellow lines at these locations were also included in the consultation.

Of the 61 businesses/residents consulted, 6 supported the proposals and 2 objected. It is therefore recommended the restrictions be installed as it would aid local businesses in regards to vehicle movements and improve visibility at the junction with Periwinkle Close for residents.

Recommendation

Members are asked to note the comments/objections made by the consultees and recommend that the following waiting restrictions are progressed:-

- School Lane, Iwade (with amendments)
- Tonge Road area, Sittingbourne
- Church Street/Periwinkle Close, Sittingbourne

Members are asked to note the comments/objections made by the consultees and recommend that the following waiting restrictions are not progressed and that the consultees are notified accordingly.

- Church Lane, Newington

Author: Brett O'Connell/Mike Knowles - Tel: 01795 417061/417125
Report approved by – Head of Service Delivery

Date: 15th August 2011

List of background documents: Annex A – Copy of consultation material
Annex B – Copy of consultation results

ANNEX A

Please ask for: Mr Brett O'Connell
Direct Line: 01795 417061
Fax: 01795 417477
E-mail: brettoconnell@swale.gov.uk
Our Ref:
Date: 27th July 2011

Dear Resident/Occupier

Proposed Parking Restrictions – Church Street/Periwinkle Close, Sittingbourne

Swale Borough Council is proposing to introduce parking restrictions in Church Street and at the junction with Periwinkle Close, Sittingbourne, as detailed on the plan.

It is proposed to introduce the double yellow lines to improve vehicle movements and visibility.

If you support or object to the proposal please complete the reply slip and return to the Borough Council before **Monday 15th August 2011**. A space has also been provided to allow you to add any further comments you may have.

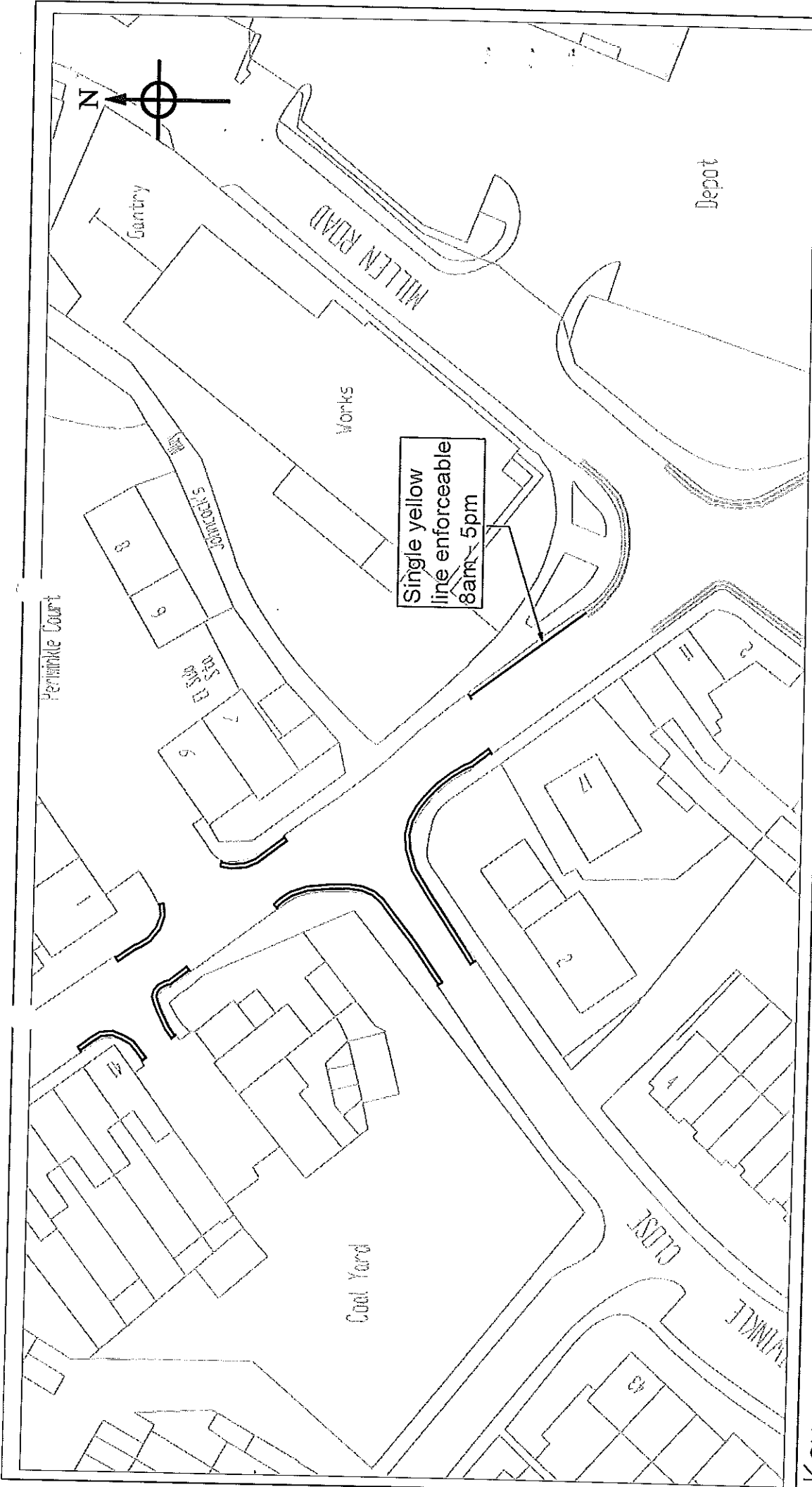
The installation of any parking restriction will depend on the funding available.

If you have any further queries, please do not hesitate to contact Brett O'Connell on 01795 417061.

Yours sincerely




Brett O'Connell

Brett O'Connell
Assistant Engineer
Swale Borough Council



Single yellow
line enforceable
8am - 5pm

Key

-  Proposed Single Yellow Lines
-  Proposed Double Yellow Lines
-  Existing Double Yellow Lines

Church Street, Sittingbourne - Proposed
Waiting Restrictions

DRAWN	BOC
DATE	July 11
SCALE	N.T.S

ES/2738/120

Her Majesty's Stationery Office (HMSO) Crown Copyright. Unauthorised reproduction of this document is prohibited. Crown Copyright and may lead to prosecution under the Copyright, Designs and Patents Act 1988. Swale Borough Council, LA075656, 8801



ANNEX A

Please ask for: Mr Brett O'Connell
Direct Line: 01795 417061
Fax: 01795 417477
E-mail: brettoconnell@swale.gov.uk
Our Ref:
Date: 27th July 2011

Dear Resident/Occupier

Proposed Parking Restrictions – Tonge Road Area, Sittingbourne

Swale Borough Council is proposing to introduce parking restrictions in Tonge Road and at the junctions with Wykeham Road and Portland Avenue, Sittingbourne, as detailed on the plan.

It is proposed to introduce the double yellow lines to improve vehicle movements and visibility.

If you support or object to the proposal please complete the reply slip and return to the Borough Council before **Monday 15th August 2011**. A space has also been provided to allow you to add any further comments you may have.

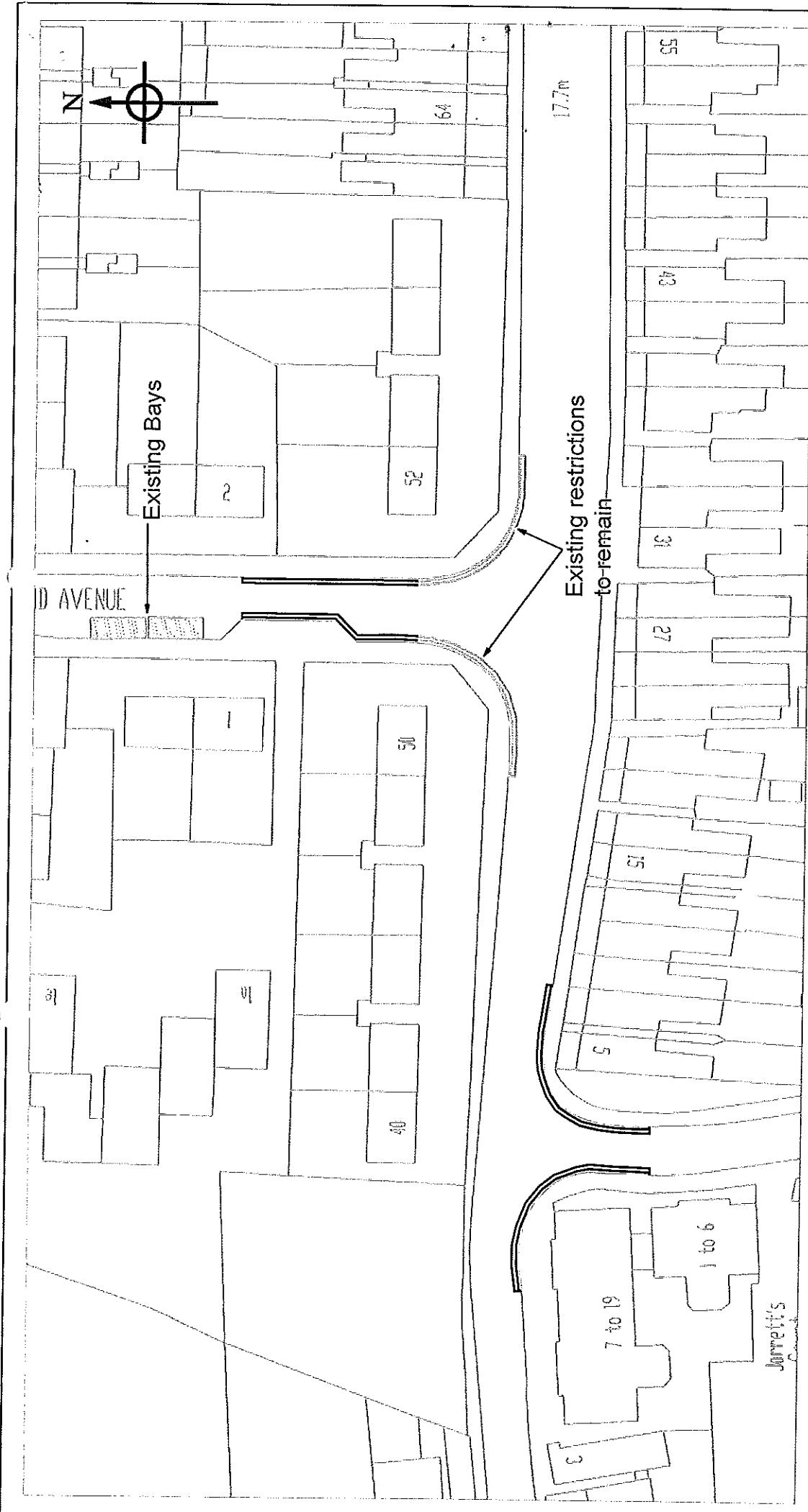
The installation of any parking restriction will depend on the funding available.



If you have any further queries, please do not hesitate to contact Brett O'Connell on 01795 417061.

Yours sincerely

Brett O'Connell

Brett O'Connell
Assistant Engineer
Swale Borough Council



Key  Proposed Double Yellow Lines  Existing Double Yellow Lines	DRAWN BOC DATE July 11 SCALE N.T.S.		ES/2738/118
	BOC July 11 N.T.S.		
	Junctions off Tonge Road, Sittingbourne - Proposed Waiting Restrictions		

Her Majesty's Stationery Office (HMSO) Crown Copyright. Unauthorised reproduction infringes Crown Copyright and may lead to prosecution or civil proceedings. Swale Borough Council, LA079626, 2001





ANNEX A

Proposed Extension to Double Yellow Lines Church Lane, Newington

A recent site meeting took place in Church Lane with various attendees, including Local and Parish Councillors, the Police and Swale Borough Council's Parking Manager to discuss parking issues in the area.

As a result of discussions at this meeting, it is proposed to extend the existing double yellow lines on the west side of the road, across the frontage of the Methodist Church. It has been reported that vehicles are currently parking across the entrance to the Church car park, preventing access, and these proposals will also improve vehicle movements into Church Lane from the High Street. The proposed extension to the double yellow lines has been kept to a minimum, as it is appreciated that there is already limited parking capacity in Church Lane.

If you support or object to the proposal please complete the reply slip below and return to the Borough Council at Swale House, East Street, Sittingbourne ME10 3HT, before Wednesday 10th August 2011. A space has also been provided to allow you to add any further comments you may have.

Whilst writing to you, I have also been asked by the Parish Council to advise residents that the Village Hall Car Park is now covered by CCTV cameras.

Proposed Extension to Double Yellow Lines – Church Lane, Newington

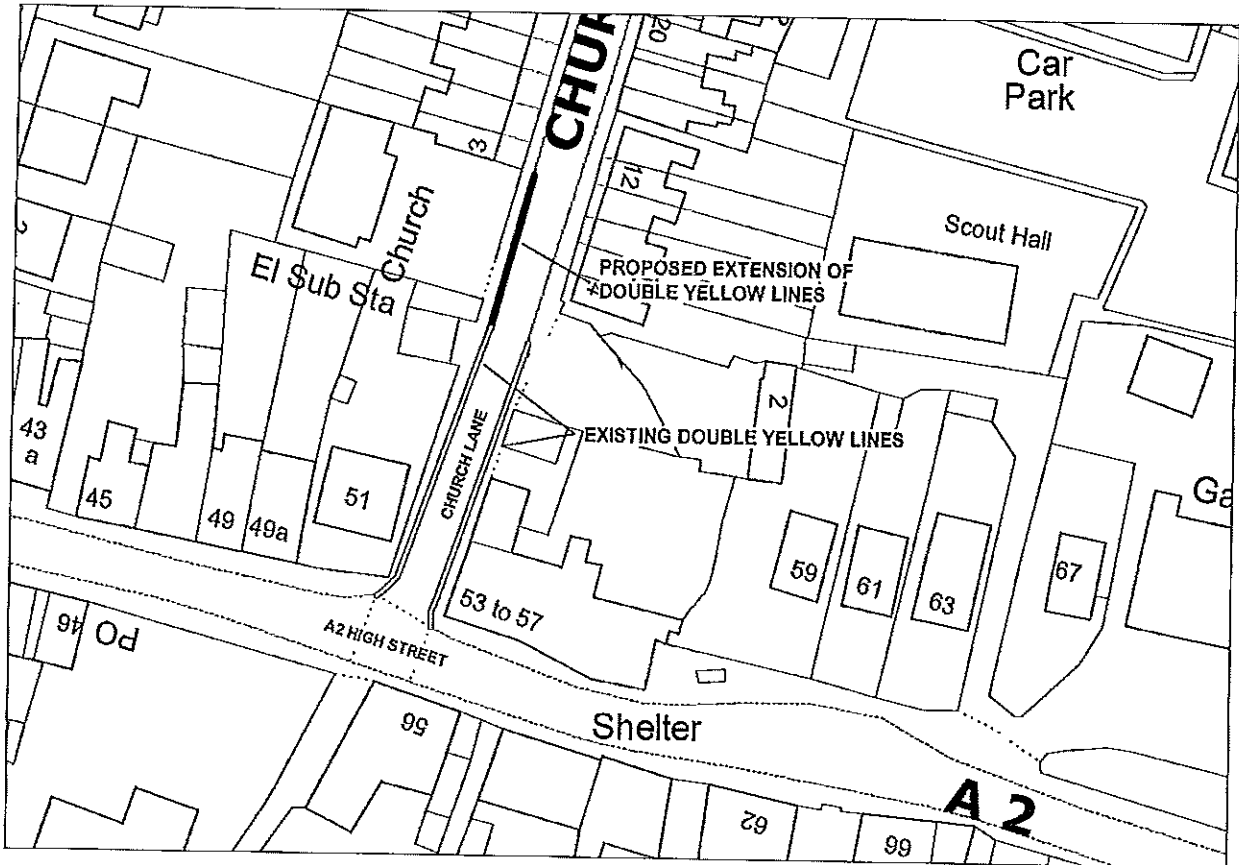
Please tick one of the following boxes

I Support the proposal to extend the double yellow lines I Object to the proposal

Name & Address	Comments

The information supplied will only be used in conjunction with this proposal, and used for geographical analysis purposes only

Plan of proposed restrictions



ADDRESS BLOCK



ANNEX A.

Proposed Waiting Restrictions School Lane, Iwade

Following requests from Iwade Parish Council, proposals have been prepared for the introduction of waiting restrictions in School Lane, Iwade.

Vehicles are currently parking on both sides of the road between the school and the junction with The Street/Ferry Road, restricting the safe passage of vehicles and obstructing visibility.

Two options have been developed to tackle this issue. One option is to install a single yellow line on the north side of School Lane, between Ferry Road and the access road to School Mews, with a waiting restriction between 8:30am and 6:30pm Monday to Friday. The other option is to install a similar restriction on both sides of this section of road. Both proposals include short sections of double yellow lines on the junction of Ferry Road and School Lane, and the junction of the access road to School Mews.

I would be most grateful if you could state your preferred option, including a third option of leaving the road unrestricted, by completing the form below and returning it to the Borough Council in the pre-paid envelope provided, before Friday 22nd July 2011. A space has also been provided to allow you to add any further comments you may have.

Proposed Waiting Restrictions – School Lane, Iwade

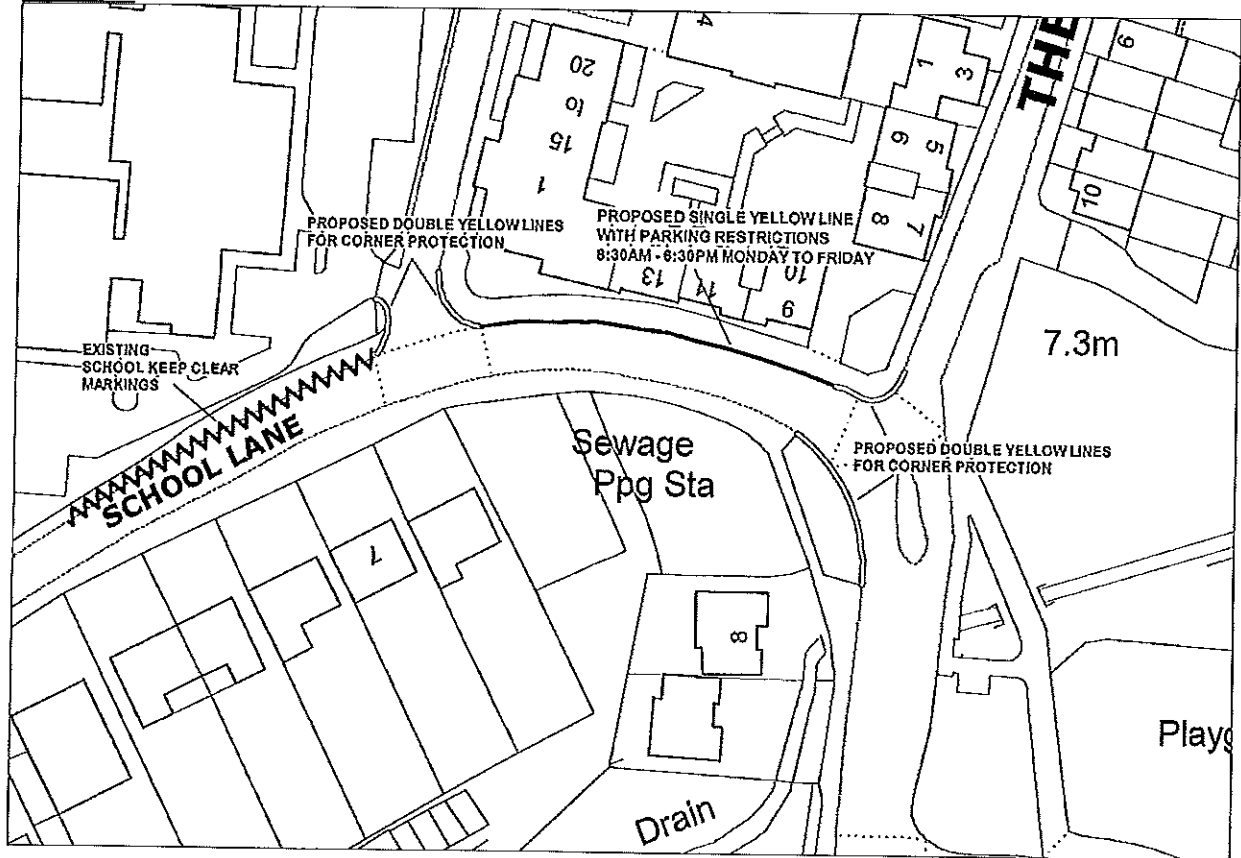
Please tick one of the following boxes to indicate preferred option

- Option 1 – Single Yellow Line, North Side only
- Option 2 – Single Yellow Lines, Both Sides
- Option 3 – No Action

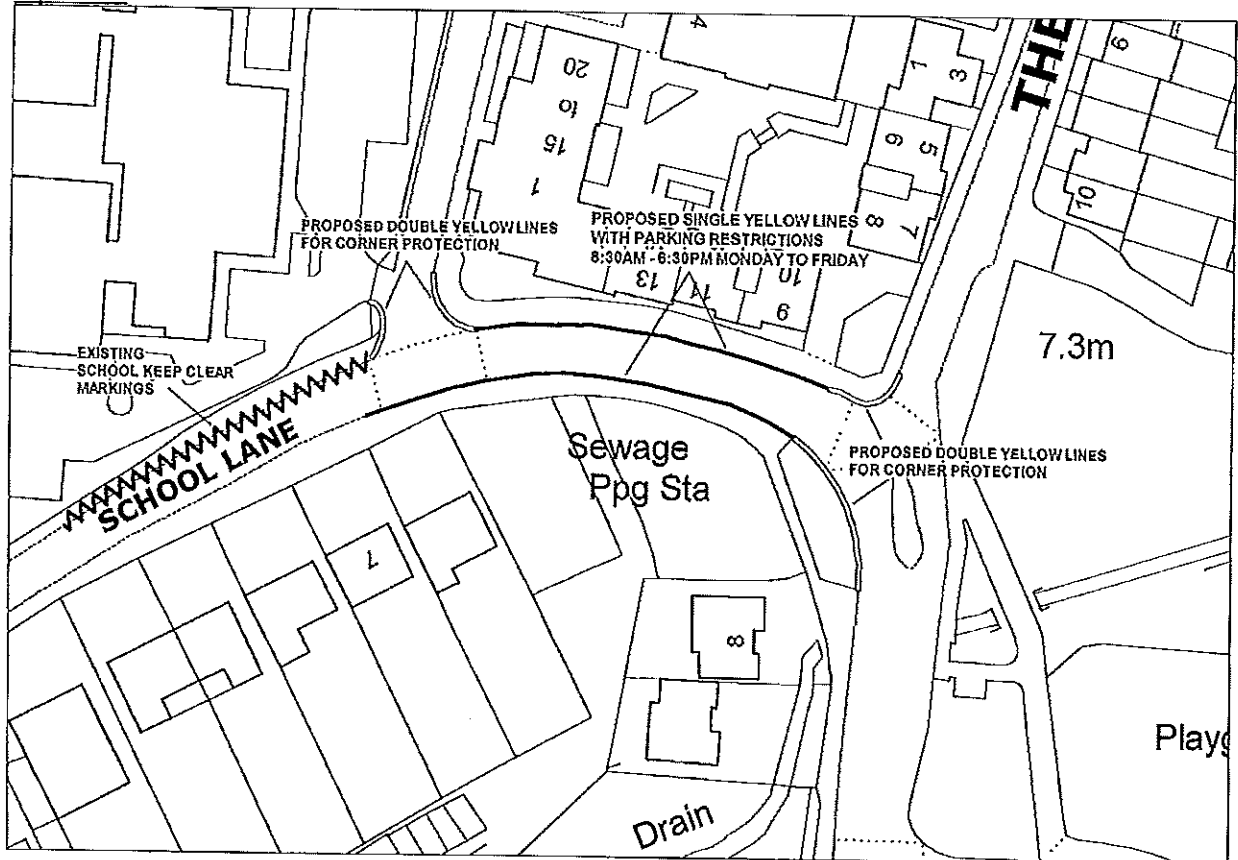
Name & Address	Comments

The information supplied will only be used in conjunction with this proposal, and used for geographical analysis purposes only

Option 1



Option 2



Proposed Extension to Double Yellow Lines - Church Lane, Newington

ANNEX B

Responder	Support	Object	Comments
1		1	Reducing parking is impractical, as is parking at the village hall. Unnecessary to extend double lines to No 3. Such measures will increase an already bad situation.
2		1	Cars using the train station and Vari Restaurant park here, plus the Methodist Church. Double lines should be in front of entrance. Create parking permit scheme.
3		1	This would reduce parking in Church Lane by 1 legal place and make no difference as most parking at the top of the lane is illegal
4		1	Parking is bad enough already. It may look a minor extension of the lines but space for residents car will be lost.
Total		4	

Residents Consulted	20
Number of letters returned	4
Return Percentage	20
Support Percentage	0
Object Percentage	100

<u>Other Consultees Response</u>	
Name	
Cllr G Lewin	Support
Cllr J Wright	Support
Kent Ambulance Trust	Support
Police	No specific observations

Proposed Amendments to Waiting Restrictions - School Lane, Iwade

ANNEX B

Responder	Option 1 - SYL North Side	Option 2 - SYL Both Sides	Option 3 - No Action	Comments
1		1		
2		1		
3		1		Think the yellow lines in Ferry Road should continue to past the road narrowing. Area is dangerous when cars are parked and there is a lot of traffic
Total	0	3	0	

Residents Consulted	12
Number of letters returned	3
Return Percentage	25
Option 1 Support %	0
Option 2 Support %	100
Option 3 Support %	0

<u>Other Consultees Response</u>	
Name	
Sitt Ambulance Station	Option 2
Sitt Fire Station	Option 2
Kent Police	See Below
Arriva Bus Company	Option 2, (7:45am start)
Kent Highway Services	See Below

Kent Police:

Whilst supporting the proposals in Option 2, Kent Police would welcome the installation of double yellow lines on the inside of the bend, i.e on the south side of the road, to keep this clear of parking vehicles at all times. In addition to this, Kent Police would like the proposals to include double yellow lines in The Street/Ferry Road, opposite the School Lane junction.

Kent Highway Services:

Echoed views of Police in relation to double yellow lines to be installed in The Street/Ferry Road, opposite the School Lane junction. Would also support the introduction of double yellow lines on the south side of School Lane as per Police request. In addition, commented that as the footway on the north side of School Lane continues across School Mews, they would like to see the double yellow lines stop either side of the footway to maintain the priority of pedestrians over vehicles at this junction.

Proposed Waiting Restrictions - Tonge Road Area, Sittingbourne

ANNEX B

Responder	Support	Object	Comments
1	1		No comment
2		1	Agree with Portland Avenue but not on the corner of Wykeham Road and Tonge Road. This will cause people to park on the side of the road that has a narrow path then people will not be able to walk through with pushchairs
3		1	Unaware of any accident. Visibility not so good when parked cars present. Cars speed of coast is clear. Will potentially put pedestrians at risk
4	1		Only problem I can see is that people who park at the corners will come round and park in the spaces allocated on Wells house and the bungalows in Portland Avenue. This will present problems to relatives and carers coming to elderly people living there.
5	1		Very happy about the restrictions. Cars park on the paths making it very dangerous to see where you are walking trival. Have been some near misses with car colliding and people being struck down. If the people of Tonge Road parked outside their own homes there would not be a problem.
6	1		Wykeham Road is a nightmare turning left out right onto Tonge Road. This is a brill idea I look forward to this improvement.
7		1	Real lack of parking along Tonge Road. Sometimes we are forced to park on the corner of Portland Avenue. If you restrict this you are taking away parking not solving the problem. Need permit parking along Tonge Road so people who live there can park. Some house holds have 3-4 cars, I can't park 1
8	1		I live in a cul-de-sac in Wells House area. People use the car parking as an overflow from Tonge Road so that sometimes we have to park where we can. Could a "Residents only" sign be put up.
9		1	Removing more parking spaces when there isn't enough is not a good idea. Yellow lines will not make the road safer/easier to use.

10			Object to proposed restrictions on Wykeham Road, there is very little evidence of a vehicles parking at the location, more often than not there are no vehicles parked there. No objection to proposed restrictions on Portland Avenue, however the current restrictions are ignored and never enforced. There have been no accidents since the current restrictions have been in place. Further restrictions would be a waste of money. Do disabled spaces have to be so long especially when they park a Peugeot 106.
11	1	1	No comment
12			Object because it is difficult to park anywhere near my house, let alone outside it. Numerous houses have more than one vehicle, better proposal would be for each house to have a single marked bay
13			I live at No. 7 where do you suggest I park my car, surely I am entitled to park outside my own house. I can't park round the corner in Wykeham Road because you are planning to put yellow lines there as well.
Total		6	

Residents Consulted	72
Number of letters returned	13
Return Percentage	18
Support Percentage	46
Object Percentage	54

Other Consultees Response	
Name	
Police	No specific observations

Proposed Waiting Restrictions - Church Street/Periwinkle Close, Sittingbourne

ANNEX B

Responder	Support	Object	Comments
1	1		No comment
2	1		Main problem is with commuters. Single yellow lines could be implemented instead of double yellow in some areas.
3	1		No comment
4	1		No comment
5	1		Welcome your proposal. I have highlighted on the map additional suggestions. Have encountered many parking and blocked access problems and poor visibility due to inconsiderate parking, additional restrictions would alleviate some of these problems.
6		1	Lived here for 15 years and never witnessed any problems with vehicle movement. I'm against single line proposal, both chip and Chinese shops have flats above in use and there is only just adequate parking.
7		1	Undecided about double yellow line outside 41, it's bad enough parking outside our property. Cars from the flats, Conservative club and commuter park here. Rather see parking bays on residential side of the road. Cut the line off at 41 so they can get a car outside their house.
8	1		We have requested double yellow lines around our factory entrance. I have marked our request on your map. Your proposed additions may have the effect of increasing the parking problems around our site.
Total	6	2	

Residents Consulted	61
Number of letters returned	8
Return Percentage	13
Support Percentage	75
Object Percentage	25

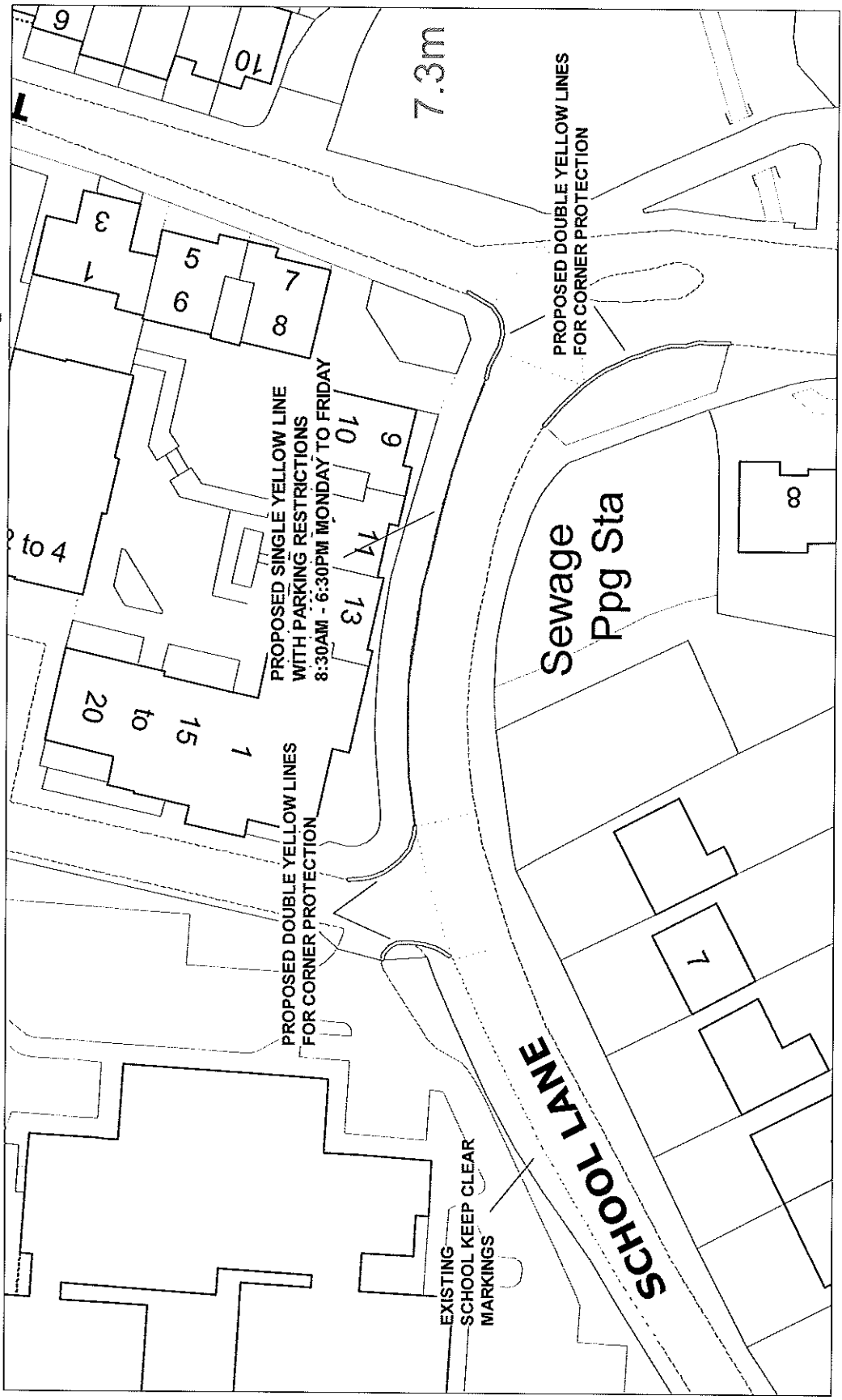
Other Consultees Response	
Name	
Police	No specific observations

**Joint Transportation Board
Meeting**

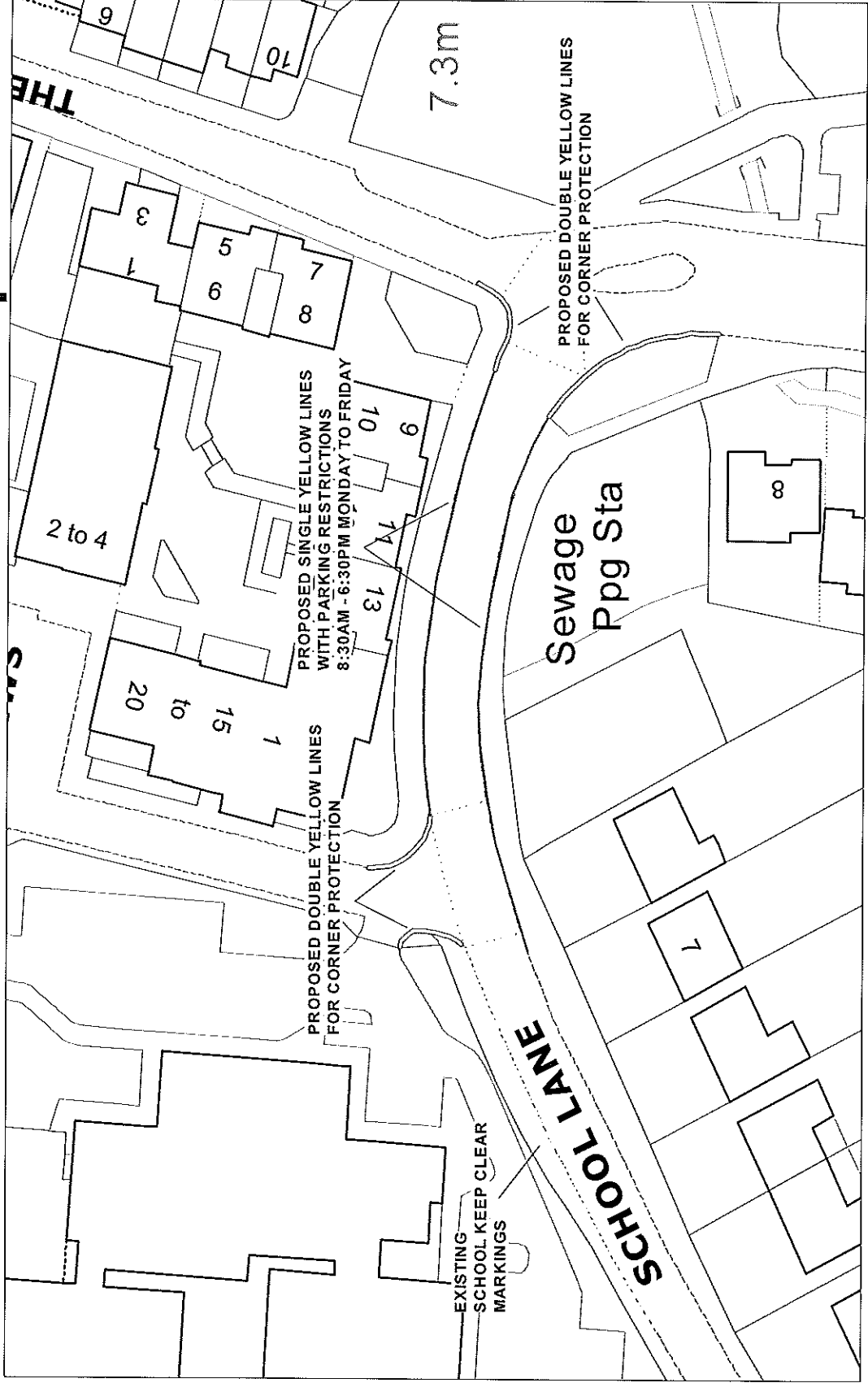
5th September 2011

**Various Waiting Restrictions
Report**

School Lane, Iwade – Option 1



School Lane, Iwade – Option 2



Revised Proposals

